

Central   
Fireplace



*CF-42 Freestanding Gas Stove*




*CF-3036 Gas Fireplace*



*CF-42 Bayfront Gas Fireplace/Insert*

*Direct Positive  
Vent Series  
Gas Stoves, Fireplaces and Inserts*

## CF-42 Freestanding Gas Stove



### Heat Port

Enjoy the warmth of your gas stove throughout your home. With its exclusive Heat Port, the CF-42 can transfer over 60% of the blower fan heat to other rooms, even to the basement. Simply connect the built-in Heat Port to the duct. No additional fans or electrical wiring are required.

### Direct Positive Venting

With Central Fireplace's unique Direct Positive Venting, the exhaust gases can be vented in any direction, including downward, so even installation on an interior wall or under a counter is possible.


### Combustion Air Intake

Fresh air from the outside (not air from the room) is drawn in for combustion.

## CF-42 Design and Construction

Look at the one-touch easy start operation, pilotless hot-surface electronic ignition and high-efficiency heat exchangers and it's easy to see why the CF-42 is the benchmark of quality. These features, along with an efficiency of up to 92%, make our CF-42 unmatched with any other gas stove or insert in the industry.


## CF-3036 Zero Clearance Gas Fireplace



### Heat Ducting Kit

The optional CF-3036 Heat Ducting Kit can transfer heat to another room, even a basement.

## CF-42 Bayfront Gas Fireplace/Insert



### Heat Port

With furnace-like capabilities featuring a two-speed, self-staging, 450 CFM blower fan that is built to our whisper-quiet standards, the CF-42 Bayfront Fireplace/Insert built-in Heat Port allows heat ducting to other rooms.

## CF-3036 Design and Construction

Standard features abound on the CF-3036. Like pilotless automatic ignition to eliminate the need for a standing pilot light, a 185 CFM blower fan with adjustable speed and ceramic glass. Add an optional Heat Ducting Kit and deliver the warmth and comfort of the CF-3036 to another room. These features, along with an efficiency of up to 92%, make our CF-3036 unmatched with any fireplace in the industry.

## CF-42 Direct Positive Vent Freestanding Gas Stove

### Venting Capabilities

Maximum venting: Up to 60 feet combined horizontal and vertical

<i>Input Rating (max.)</i>	Natural gas: 43,000 Btu/hr	Propane: 43,000 Btu/hr
<i>Output Rating (min.)</i>	Natural gas: 12,000 Btu/hr	Propane: 12,500 Btu/hr
<i>Efficiency</i>	Up to 92% AFUE	
<i>Dimensions</i>	Height: 31-5/8"   Width: 28-1/2"   Depth: 19-1/8"	



## CF-42 Direct Positive Vent Bayfront Gas Insert/Fireplace

### Venting Capabilities

Maximum venting: Up to 60 feet combined horizontal and vertical

<i>Input Rating (max.)</i>	Natural gas: 43,000 Btu/hr	Propane: 43,000 Btu/hr
<i>Output Rating (min.)</i>	Natural gas: 12,000 Btu/hr	Propane: 12,500 Btu/hr
<i>Efficiency</i>	Up to 92% AFUE	
<i>Dimensions</i>	Height: 22-1/4"   Width: 30"   Depth: 8-3/4"	

## CF-3036 Direct Positive Vent Gas Fireplace

### Venting Capabilities

Maximum venting: Up to 80 feet combined horizontal and vertical

<i>Input Rating (max.)</i>	Natural gas: 32,000 Btu/hr	Propane: 33,000 Btu/hr
<i>Output Rating (min.)</i>	Natural gas: 9,500 Btu/hr	Propane: 10,500 Btu/hr
<i>Efficiency</i>	Up to 92% AFUE	
<i>Dimensions</i>	Height: 29-1/4"   Width: 36"   Depth: 15-1/4"	

Actual heat delivery will vary dependent on several factors including ducting configuration, length, insulation, altitude, etc. Rigid ducting is recommended for longer ducting runs. For accurate ducting run lengths, Central Fireplace recommends that heat calculations be performed on the area to be heated.

Your Central Fireplace dealer:



All fireplaces, stoves and inserts featured in this brochure were tested to: ANSI Z21.88b-2000 and 2003; approved for use in manufactured homes in accordance with UL307B. The CF-42 Freestanding Gas Stove is also approved. All models are bedroom approved in the U.S.

Printed in U.S.A.

©2005 Central Fireplace® Trademarks of Central Fireplace  
Central Fireplace is located in Greenbush, MN USA

Specifications are subject to change.

07/05

**Central  
Fireplace**  
A Division of Central Boiler

centralfireplace.com

p/n 2127